



**OX Engineered Products**  
22260 Haggerty Road Suite 365  
Northville, MI 48167  
p. 1.800.345.8881  
f. 248.289.9955  
oxep.com



# thermoPLY®

structural sheathing

## Higher Performance Not Higher Prices.

The stable pricing, lightweight design, water resistance and best-in-class air barrier make ThermoPLY structural sheathing a high-performance alternative to OSB.

Made in USA 

Made from 94% post consumer recycled content & fibers, and is 99% recyclable.

---

### 30-Year Limited System Warranty

When installed per manufacturers installation instructions.

### Air Barrier

Best in class air barrier performance.

### Water Barrier

Code approved water resistive barrier.

### IRC & IBC Compliant

Meets lateral shear resistance requirements for Type V light frame construction.

# Do you want it done right or fast? Yes.

When you’re sheathing a building you want the job done right. But you also want it done fast. With ThermoPLY, the lightweight design allows you to work quickly while the high-strength cellulosic fiber boards provide durability, moisture resistance and a best-in-class air barrier for years to come.

- A protective polymer layer is applied on both sides and foil facings may also be applied on one or both sides.
- Factory-extrusion coating for built-in Water Resistive Barrier with ¾” (min.) overlapped or tapped joints.
- Advanced Moisture Guard option provides adhesive with ¾” overlap panel joints for even tighter water and air barrier performance.
- Exterior Wall Sheathing & Bracing, and Interior Shearwall Bracing.

<b>Thermo-Ply®</b> Grades * AMG=Advanced Moisture Guard	<b>GREEN/GREEN AMG</b> Light Structural Grade .078” thickness, 290 lbs/MSF 400 sheets per skid	<b>RED/RED AMG</b> Standard Structural Grade 0.113” thickness, 414 lbs/MSF 300 sheets per skid	<b>BLUE/BLUE AMG</b> High Structural Grade 0.135” thickness, 504 lbs/MSF 250 sheets per skid
---	--	--	--

## THERMO-PLY OPTIONS: ALL AVAILABLE ON ALL GRADES

- 48” or 48- 3/4” widths at no MSF up-charge
- 49” width for AMG.
- 8’, 9’ or 10’ lengths at no MSF up-charge.
- Custom lengths up to 14’ available.

Thermo-Ply Structural Sheathing by OX	OSB (Oriented Strand Board)
No added asphalts, fomaldehyde, phenols, or CFCs.	Made from wood chips, may contain formaldehyde. Formaldehyde is a probable human carcinogen.
Stable Pricing	Commodity, rapid price fluctuations.
Extrusion Coated WRB on both sides	Requires additional WRB layer
High moisture tolerance	Low moisture tolerance. Significant swelling when wet, which could produce mold.
Tight seal controls air infiltration for lower ACH	Average air infiltrations performance
Custom sizes and private labeling available	Typically no custom sizes or print available
13 lbs for 4’x8’ sheet (RED)	45 lbs for 7/16” x 4’x8’ sheet

\* Formaldehyde is classified as a probable human carcinogen by the U.S. Environmental Protection Agency. Thermo-ply® is a registered trademark of OX Engineered Products, LLC and all other trademarks, registered trademarks, copyrights and logos are the property of their respected owners.

## Physical Properties of Thermo-Ply® Structural Sheathing

Physical Property	Standard	Test Result	Unit of Measure
R-value	ASTM C518	Green .13   Red .18   Blue .20	*F. Ft <sup>2</sup> . h/Btu
Drainage Efficiency	ASTM E2273	97.8	%
Sound Transmission	ASTM E90	STC 21 *Assembly yielded STC rating	dB
Water Absorption	ASTM D1037	Less than 15	%
Permeability	ASTM E96	< 0.6	Perms
Air Barrier	ASTM E2178	< 0.02	L/s/M <sup>2</sup> @ 75 Pa

\*As measured in a typical 2x4 wall assembly with R-13 batt and 1/2" GWB.

### BASIC USE

Thermo-ply is a code-approved exterior structural sheathing, water resistive barrier and air barrier. Reference DrJ Technical Evaluation Reports 1004-01, 1004-02, 1004-03.

### COMPOSITION AND MATERIALS

Composed of pressure laminated plies consisting of high-strength cellulosic fibers. These fibers are specially-treated to be water resistant and are bonded with a proprietary water-resistant adhesive. A protective polymer layer is applied on both sides of the panel, and foil facings may be applied on one or both faces.

### TECHNICAL DATA

Construction Specifications Institute  
Identification Codes: Sheathings: 06115  
Structural Panels: 06120  
Building Insulation: 07210  
Draft Stop: 07270

### STRUCTURAL

Transverse and Lateral wall bracing in compliance with the IRC and the IBC Type V Construction.

### AIR & WATER RESISTIVE BARRIER

The Products are warranted to provide a weather resistant barrier only if installed with all joints either taped at a minimum 2 1/2" wide with Ox Seam Tape or overlapping of panels by a minimum of 3/4" and fastening with a single row of fasteners and taping all interior and exterior corners at a minimum of 4" wide with Ox Butyl Flashing tape, and rough openings and wall penetrations flashed with tapes identified above.

### COMPONENT OF 1-HOUR FIRE ASSEMBLY

See DrJ Evaluation Report 1210-01 for use of Thermo-ply in a 1-hour re-rated wall system in accordance with the Standard Methods of Fire Tests of Building Constructions and Materials using ASTM E-119 testing procedures.

### STORAGE

Maintain packaging protection until using the product. If stored exposed without protective packaging, cover with waterproof tarpaulin. Do not store directly on the ground unprotected or in standing water. Normal care should be taken to avoid excessive moisture exposure (soaking) to unpackaged product.

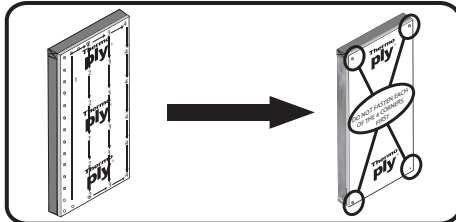
**AVAILABILITY:** visit [oxengineeredproducts.com](http://oxengineeredproducts.com) to find an OX Sales Rep near you.



**Ox Engineered Products**  
 22260 Haggerty Road Suite 365  
 Northville, MI 48167  
 p. 1.800.345.8881  
 f. 248. 289.9955  
 oxep.com

## Thermo-Ply® Installation Instructions/Instrucciones de Instalacion

### 1. Orientation & Fastener Pattern/Orientacion

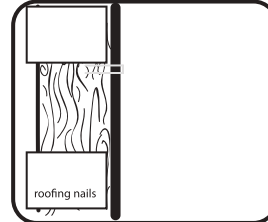


Install vertically or horizontally. Fastener pattern for structural: 3" / 3" o.c.; up to 6" / 12" o.c. Refer to DrJ Technical Evaluation Report for complete specifications. Start at one edge of the panel and move sequentially across to opposite edge.

DO NOT fasten 4 corners first DO NOT use as a nail base.

Instale vertical o horizontalmente. Patrón de sujetador para estructura: 3" / 3" pulgadas de centro a centro; hasta 6" / 12" pulgadas de centro a centro. Refiérase al reporte de evaluación técnica de Dr J para obtener las especificaciones completas.

### 2. Fastening/Fijacion



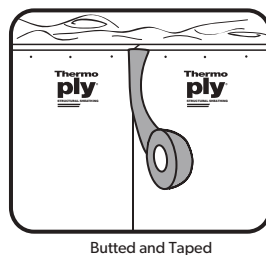
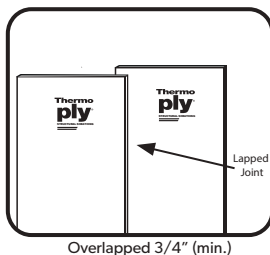
Use 16 gauge 1" crown, 1 1/4" length staple OR 11ga/ 1 1/4" length roofing nail. Staple crown should be flush. DO NOT countersink Staples must run parallel with wood grain of framing studs at sheathing seams.

Necesita estar instalando usando 16 calibre, minimo 1" grapa corona, 1 1/4" largo grapas galvanizado. Los cerrojos necesitan clavar a ras de la superficie, sin cortar el superficie (cantos bloqueado y abrochado) Es importante cuando se usan las grapas de asegurarlas en la direccion paralela en el tachon.

The products are warranted to provide a weather resistant barrier only if installed with all joints either taped at a minimum 2 1/2" wide with Ox Seam Tape, or overlapping of panels by a minimum of 3/4" and fastening with a single row of fasteners and taping all interior and exterior corners at a minimum of 4" wide with Ox Butyl Flashing Tape, and rough openings and wall penetrations flashed with tapes identified above.

Los productos están garantizados para proporcionar una barrera resistente a la intemperiesolo si se instalan con todas las juntas, ya sea pegadas con un mínimo de 2 1/2" OX Seam Tape, de ancho con cinta de costura de buey o solapando paneles por un mínimo de 3/4" y fijación con una sola fila de sujetadores y pegando todas las esquinas interiores y exteriores a un mínimo de 4" de ancho con cinta de parpadeo sintético Ox Butyl Flashing Tape y las aberturas ásperas y las penetraciones de la pared brillaron con las cintas identificadas anteriormente.

### 3. Joints/Water Resistive Barrier Options/ Junturas



## Installation

### General for Structural and WRB Applications

**For complete specifications and installation instructions, refer to DrJ Technical Evaluation Report.**

All Thermo-ply Grades shall be installed in accordance with the manufacturer's published installation instructions in the Evaluation Report. Where Thermo-ply extends beyond the bottom of a wall and overlaps the band joist below, fasten the bottom edge of the Thermo-ply to the wall bottom plate where it meets the band joist. Due to shrinkage of the band joist, do not fasten the sheathing to the band joist.

Window treatment: If windows and doors are made to accommodate traditional 1/2" sheathing materials, order window with adjustable nailing fins from the supplier. Door brick moldings may be planed or routed 5/16" in order to accommodate the different sheathing thickness, whether at the jobsite or from the millwork supplier. Thermo-ply must be installed with appropriate flashing and counter flashing in conformance with manufacturer's install instructions, accepted building standards and in compliance with local building codes.

Notice: Customer is responsible for complying with all applicable laws, regulations, and building codes (collectively, "Laws") of the location where any products (individually, "Product" and collectively, "Products") manufactured by Ox Engineered Products, LLC ("Ox") are actually used, specially including, but not limited to, Laws regarding use and disposal of the Products by Customer. Ox expressly disclaims all liability for the Products other than as expressly provided in the applicable warranty for the Product (the "Product Warranty") which is available from Ox at the address below. OX EXPRESSLY DISCLAIMS ANY OTHER WARRANTY EXPRESS OR IMPLIED INCLUDING SPECIFICALLY, BUT NOT LIMITED TO, ANY WARRANTY OF MERCHANTABILITY OR FITNESS FOR A PARTICULAR PURPOSE. None of the information contained in this brochure shall act as a waiver of any patent, trademark, copyright or other intellectual property right of Ox, nor shall any such information expand any rights or remedies set forth in the applicable Product Warranty. Ox shall not be liable for compliance of the Products with any test results obtained by third parties that may be included in this brochure. Actual results may vary. Not all Products are approved for use in all jurisdictions. The Products are not load bearing. Do not attempt to walk on them. Some Ox Products are amenable. Ox disclaims liability for damages caused by incineration of the Products. By purchasing the Products, Customer irrevocably consents that any dispute arising between Ox and Customer will be determined under Michigan law without consideration of any conflicts of law analysis and that any such dispute shall be brought only in the state or federal courts serving the locality in which Ox's headquarters are then located. By purchasing the Products, Customer expressly consents to the exercise by such courts of personal and subject matter jurisdiction and venue for such purposes. Ox Engineered Products offices are located at 22260 Haggerty Road, Suite 365, Northville, Michigan 48167. Phone (800) 345-8881.